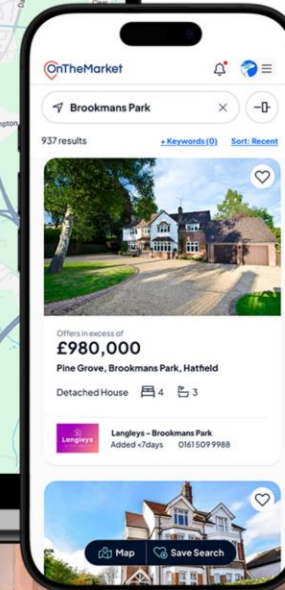
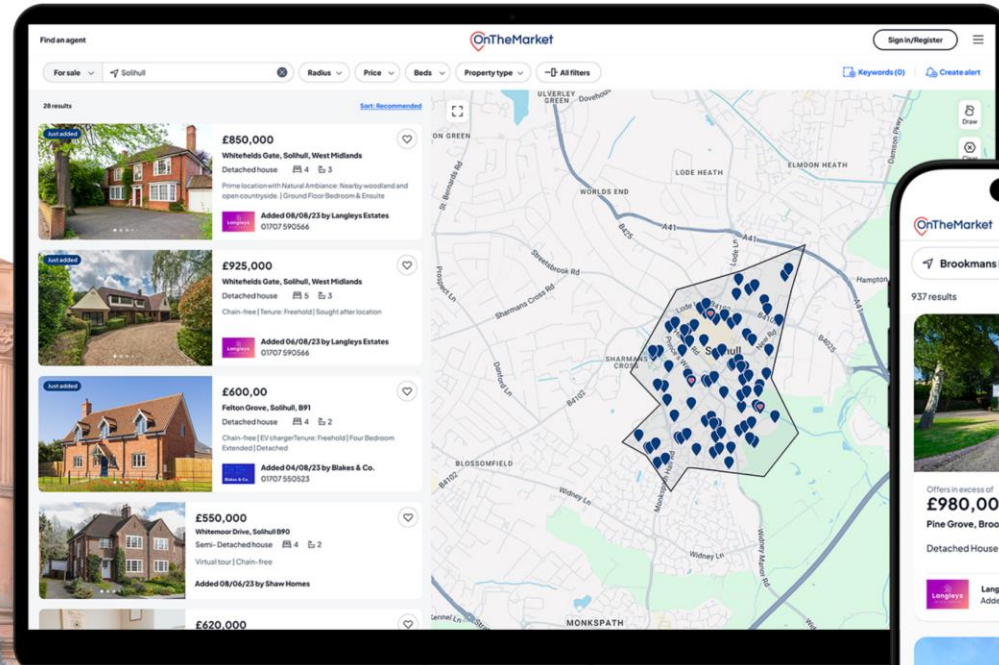




Development Display Agent Guide



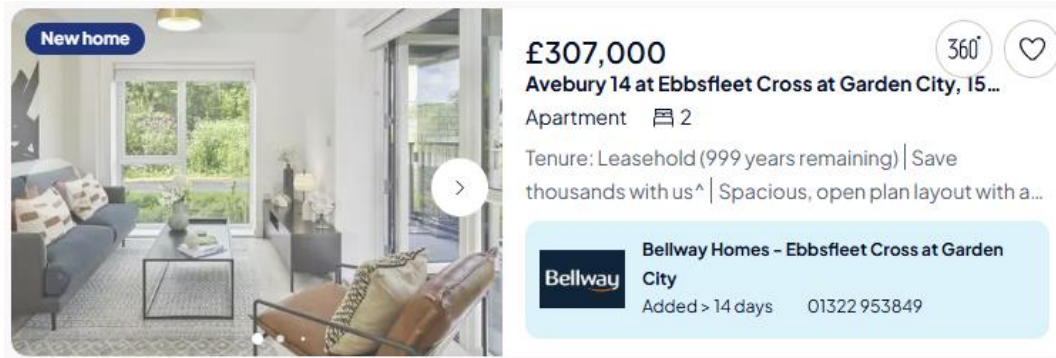
Content

- Intro
- How to access Development Display Administrator
- Assigning and Managing Development Display Labels


Development Display

When you purchase a Development Display credit for a development, you're able to set labels of a highlighted feature on any plots under that development. You may also set a default label, so that any new listings are assigned that label, as soon as we receive the listing.

Map View



New home



£307,000

Avebury 14 at Ebbsfleet Cross at Garden City, 15...

Apartment 2

Tenure: Leasehold (999 years remaining) | Save thousands with us^ | Spacious, open plan layout with a...

Bellway Bellway Homes - Ebbsfleet Cross at Garden City

Added > 14 days 01322 953849

360°

List View



New home



£307,000

Avebury 14 at Ebbsfleet Cross at Garden City, 159 Tiltman Avenue DA9

2 bedroom apartment for sale

2

- Tenure: Leasehold (999 years remaining)
- Save thousands with us^
- Spacious, open plan layout with a large kitchen
- Integrated appliances
- New build
- Chain-free

Bellway


Added > 14 days

Bellway Homes - Ebbsfleet Cross at Garden City

01322 953849

Email agent

Mobile View



New home

3D tour Popular Total views 2500+

Added > 14 days

£307,000

Avebury 14 at Ebbsfleet Cross at Garden City, 159 Tiltman Avenue DA9

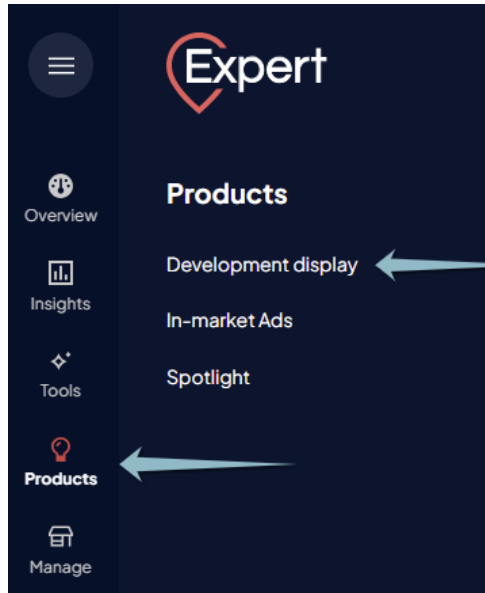
2 0 Apartment

Accessing the Development Display administration system

Login to OnTheMarket Expert and click 'Products' from the left-side menu.

If you have multi-development, or developer level access, you must first select a development.

Click 'Development Display'



Assigning and Managing Labels

This section is split into two parts: The top part is where a default can be set, whilst in the lower part, labels can be set per listing.

Default Labels: Use this if you'd like to set a label for the development. Any listing without its own label will receive the default label. Pick from the list, and save.

Development dis

Default labels





Default primary label:

Default secondary label:

Save

Available properties **18 of 18**

Search...

Photo	Plot	Style	Address	Postcode	Price	Type	First visible	Labels	Action
	109	Avebury 17	159 Tiltman Avenue	DA9 9YS	£313,500	Sale	26/02/2025	<input type="text"/> <input type="text"/>	Save
	107	Avebury 14	159 Tiltman Avenue	DA9 9YS	£308,000	Sale	23/01/2026	<input type="text"/> <input type="text"/>	Save
	84	Avebury 10	159 Tiltman Avenue	DA9 9YS	£307,000	Sale	23/01/2026	<input type="text"/> <input type="text"/>	Save
	103	Avebury 14	159 Tiltman Avenue	DA9 9YS	£307,000	Sale	26/02/2025	<input type="text"/> <input type="text"/>	Save

Setting labels on a listing: A primary and secondary label can be applied to each listing. Select from the list and save. Labels can be changed as often as needed.