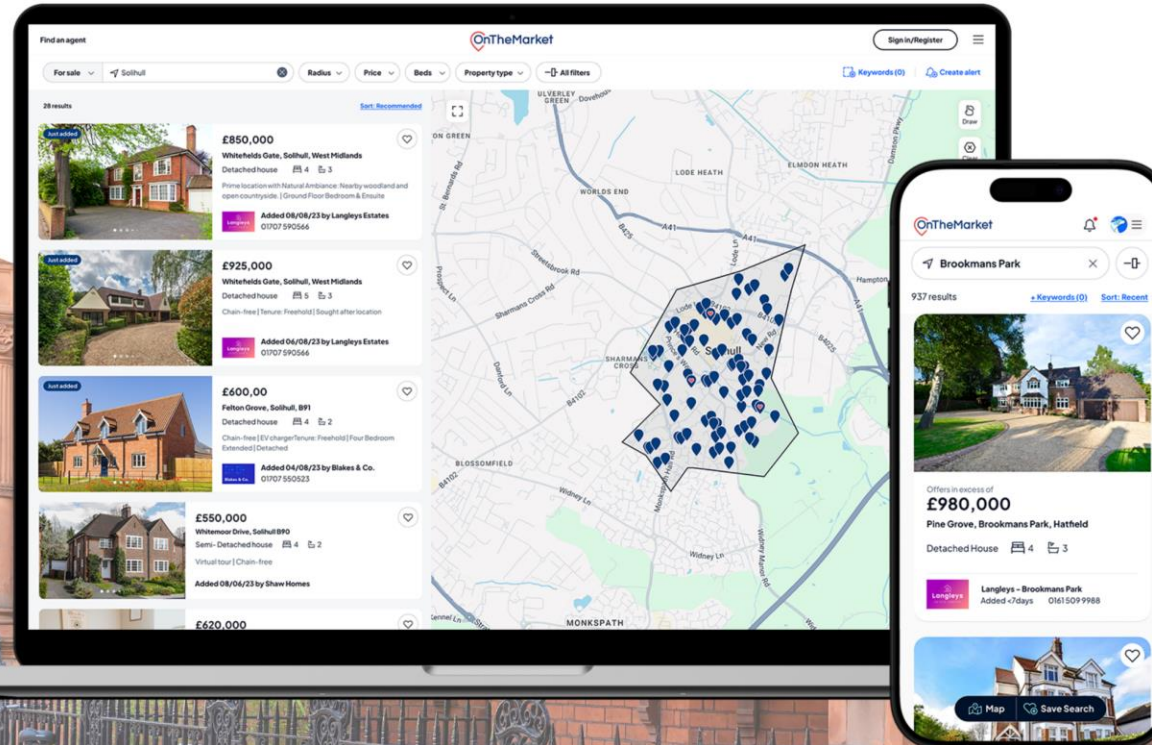




# Premium Display Agent Guide



# Content

- Intro
- How to access Premium Display Administrator
- Currently applied Premium Displays
- How to apply Premium Display credits.

## This guide is designed to help you with the implementation of Premium Display labels at OnTheMarket Expert.

Premium Display labels stand-out in search results with a highlighted background. With these labels, you have the opportunity to emphasise one of the key selling points of the property.

### Map View



**£400,000** Guide price

**Frederick Gardens, Brighton, East Sussex**

Terraced house 2 1

Tenure: Freehold | Cottage located in quiet twitten, providing central yet tranquil location | Walking distanc...

**cubitt & west** Cubitt & West - Fiveways  
Added > 14 days 01273 083862

### List View



**£650,000** Guide price

**Channel View Road, Woodingdean, Brighton, East Sussex**

3 bedroom detached house for sale

3 2

- Tenure: Freehold
- A wow factor home, contemporary in style, stunning views to the South Downs & out to sea
- Open plan living area, all bedrooms are double in size, eaves storage
- Landscaped gardens to front & rear, summer house/home office, log shed
- Chain-free
- Study

**cubitt & west** Reduced < 14 days

Cubitt & West - Woodingdean  
**01273 083861**

Email agent

### Mobile View

827 results [+ Keywords \(0\)](#) Recommended ↕



**£250,000**

**1 bedroom flat for sale**

Roedale Road, Brighton, East Sussex

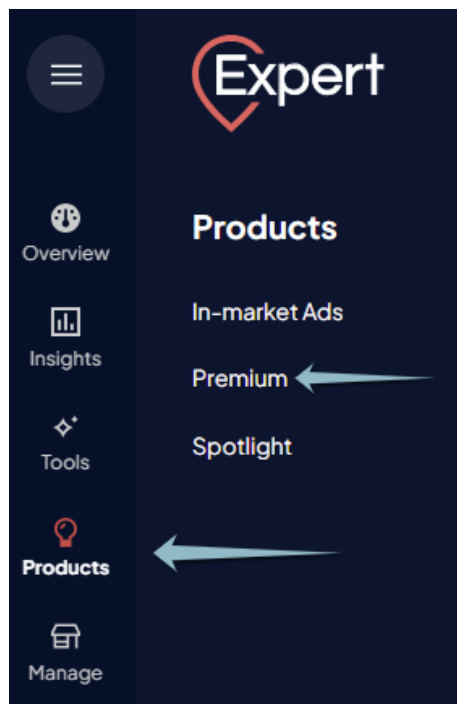
**cubitt & west** Cubitt & West - Fiveways  
Added yesterday • 01273083862

When you purchase a Premium Display credit, you are purchasing either a sales or lettings credit. A credit is applied to a single listing, where it will remain in place until the listing has been sold or let. If the listing has not sold in 12 months, or let in 3 months, the premium label will automatically be removed. New credits are applied monthly and need to be used within 6 months.

### **Accessing the Premium Display administration system**

Login to OnTheMarket Expert, then click 'Products' on the left-side menu.  
*If you have multi-branch, or company level access, please first select a branch.*

Click 'Premium'



## Premium Display administration system

The administration screen is split into two tabs, one for sales and one for lettings. If you have both at your branch, you can switch using the option at the top of the screen.

### Premium display

Sales Lettings

#### Premium properties



Photo	Address ↕	Postcode ↕	Price ↕	First visible ↕	Sticker text
-------	-----------	------------	---------	-----------------	--------------

## Currently applied Premium Displays

The first section of the screen shows the labels that are currently assigned. In this section, you can change the sticker/label shown. The sticker can be changed at any time on an existing premium property, without using another credit. To do this, simply select a new sticker from the dropdown and click save. Please allow 2 hours for this to update on the site.

Sales Lettings Credits: 0

#### Premium properties

Photo	Address ↕	Postcode ↕	Price ↕	First visible ↕	Sticker text	Action
	123 Smith Street	SW13 9RU	£7,950,000	05/06/2023	Premium display ▼	<span>Remove</span>
	7 Fox Street	SW13 9EB	£5,500,000	27/03/2023	Premium display ▼	<span>Remove</span>

The 'Credits' button on the top right, shows the number of credits available to use.  
Clicking on the credits box, will open a dialog box that gives a breakdown of each credit available and when it will expire.

Credits: 5





Premium Credits

Credit ID	Created On	Expires On
2481356	08/01/2026	08/03/2026
2481357	08/01/2026	08/03/2026
2481358	08/01/2026	08/03/2026
2481359	08/01/2026	08/03/2026
2481360	08/01/2026	08/03/2026

## Apply a Premium Display credit

Below the section showing those currently on Premium Display, is a list of available properties that can have Premium Display applied.

Available properties **99 of 99**

Photo	Address	Postcode	Price	First visible	Sticker text	Action
	<a href="#">Stella Maris 39 Oakhill Avenue</a>	HA5 3DL	£2,999,950	25/04/2025	Featured	<a href="#">Add</a>
	<a href="#">58 Paines Lane</a>	HA5 3BT	£2,695,000	13/01/2026	Featured	<a href="#">Add</a>
	<a href="#">64 Paines Lane</a>	HA5 3BT	£2,495,000	21/05/2025	Featured	<a href="#">Add</a>
	<a href="#">Sweetmans Hall, 90 West End Lane</a>	HA5 3NT	£2,250,000	02/10/2025	Featured	<a href="#">Add</a>

To find a property, you can either scroll through the whole list or use the search function at the top left of this section.

Available properties **99 of 99**

Search...

Photo

Address



Stella t

Once you've found the property you wish to apply a sticker to, in its row, click on the drop-down at the 'Sticker Text'. Then, select 'Add'.

Repeat this step until you've applied all the credits you need to.

Finish by clicking 'Confirm Changes' at the top right of this section. Confirming changes must be clicked for credits to apply. **If you leave this page without confirming changes, the credits/your selection will not be saved by the system.**

The screenshot shows a web interface with a table. At the top right, there is a red button labeled "Confirm changes" with a blue arrow pointing to it. Below this is a table with two columns: "Sticker text" and "Action". The "Sticker text" column contains a dropdown menu with the text "Close to beach" and a downward arrow. A blue arrow points to this dropdown. The "Action" column contains a red button labeled "Add" with a blue arrow pointing to it.

**Confirming changes is your final opportunity to confirm your selection.** This is your opportunity to review your selection, and remove any credits you may have accidentally applied, or have changed your mind.

**N.B Once confirmed, credits cannot be refunded and will remain on the listing until it completes.**